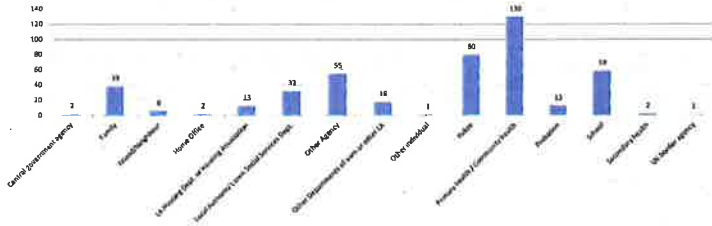


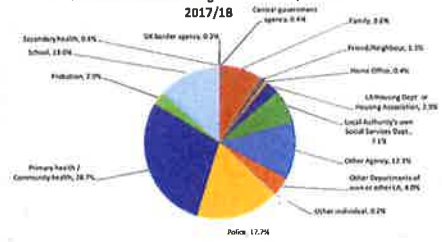
Summary of Wellbeing Assessments Quarter 2 2017/18

Source/Outcome	Comprehensive Assessment Required	Needs can be met by the individual	Needs can be met through preventative services	Needs can only be met through Care & Support Plan	Progressed to a strategy allocation - CP concerns	Protection of child from abuse, harm or neglect	Provision of information, advice or assistance	There are no care and support needs to be met	Grand Total	Total %
Central government agency	2	1	1	1	2	1	1	2	20	8.4%
Family	1	1	1	1	1	1	1	1	8	3.2%
Friend/Neighbour	1	1	1	1	1	1	1	1	8	3.2%
Home Office	1	1	1	1	1	1	1	1	8	3.2%
LA Housing Dept. or Housing Association	1	1	1	1	1	1	1	1	8	3.2%
Local Authority's own Social Services Dept.	1	1	1	1	1	1	1	1	8	3.2%
Other Agency	1	1	1	1	1	1	1	1	8	3.2%
Other Departments of same or other LA	1	1	1	1	1	1	1	1	8	3.2%
Other individual	1	1	1	1	1	1	1	1	8	3.2%
Police	1	1	1	1	1	1	1	1	8	3.2%
Primary Health / Community Health	1	1	1	1	1	1	1	1	8	3.2%
Psychiatrist	1	1	1	1	1	1	1	1	8	3.2%
School	1	1	1	1	1	1	1	1	8	3.2%
Secondary health	1	1	1	1	1	1	1	1	8	3.2%
UK border agency	1	1	1	1	1	1	1	1	8	3.2%
Unemployed	1	1	1	1	1	1	1	1	8	3.2%
Total %	3.4%	13.4%	26.6%	16.6%	16.7%	9.9%	5.2%	11.4%	100	100%

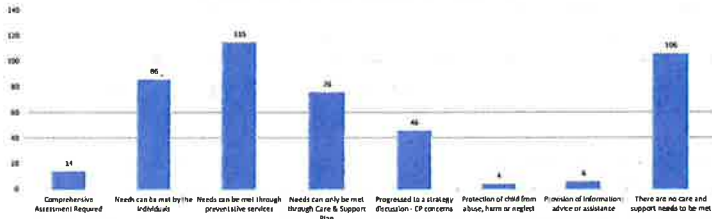
Source of Wellbeing Assessment Quarter 2 2017/18



% of Source of Wellbeing Assessment Quarter 2 2017/18



Outcome of Wellbeing Assessments Quarter 2 2017/18



% of Outcome of Wellbeing Assessments Quarter 2 2017/18



Outcome of Wellbeing Assessment by source Quarter 2 2017/18

